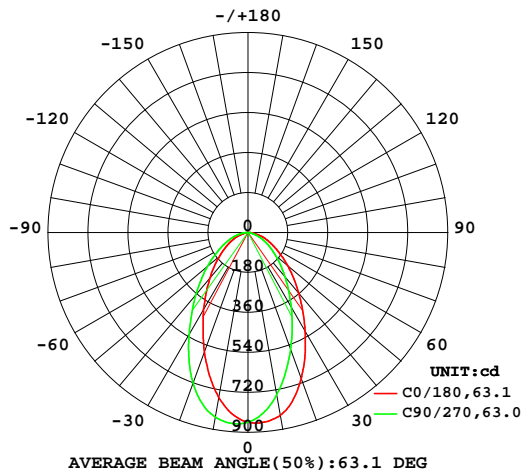


LUMINAIRE PHOTOMETRIC TEST REPORT

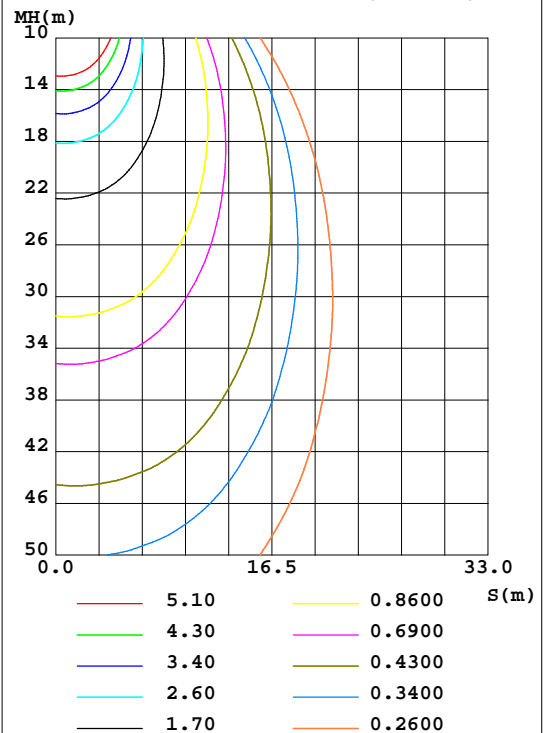
NAME: 5RS049-7	TYPE:	WEIGHT:
SPEC.:	DIM.:	SERIAL No.:
MFR.: EVERFINE	SUR.:	Shielding Angle:

DATA OF LAMP		PHOTOMETRIC DATA Eff: 114.69 lm/W			
MODEL	4000K	Imax(cd)	865.9	S/MH(C0/180)	0.81
NOMINAL POWER(W)	11	LOR(%)	100.0	S/MH(C90/270)	1.01
RATED VOLTAGE(V)	230	TOTAL FLUX(lm)	1243.3	h UP,DN(C0-180)	0.0,45.0
NOMINAL FLUX(lm)	1243.34	CIE CLASS	DIRECT	h UP,DN(C180-360)	0.0,55.0
LAMPS INSIDE	1	h up(%)	0.0	CIBSE SHR NOM	1.00
TEST VOLTAGE(V)	231.2	h down(%)	100.0	CIBSE SHR MAX	1.00

LUMINOUS INTENSITY DISTRIBUTION DIAGRAM



C0 PLANE ISOLUX DIAGRAM (UNIT:lx)



C Range: 0 - 360DEG
 C Interval: 2.5DEG
 Test Speed: HIGH
 Temperature:25.3DEG
 Operators:will
 Test Date:15 April 2023

g Range: 0 - 90DEG
 Interval: 0.5DEG
 Test System:EVERFINE GO-2000A_V1 SYSTEM V2.00.416
 Humidity:65.0%
 Test Distance:8.989m [K=1.0000]
 Remarks:

ZONAL FLUX DIAGRAM

ZONAL FLUX DIAGRAM:

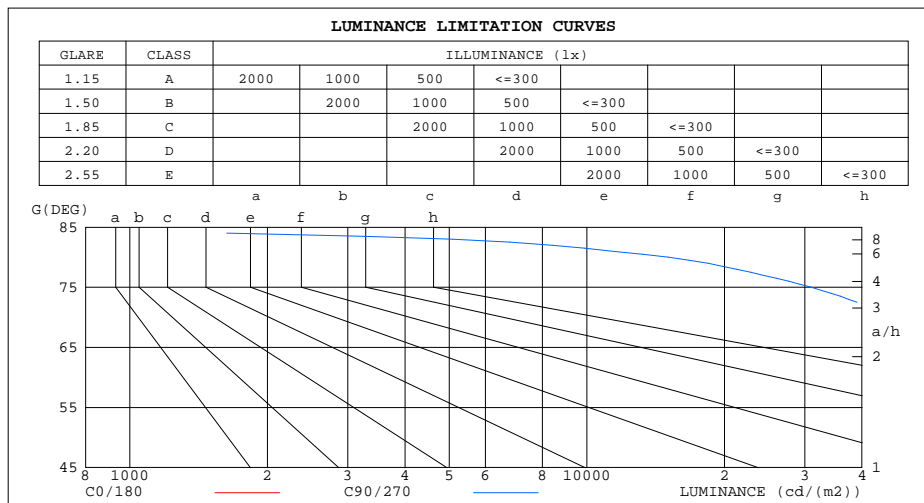
g	C0	C45	C90	C135	C180	C225	C270	C315	g	F zone	F total	%lum,lamp
5	856.6	829.3	814.2	812.2	820.7	842.3	862.4	865.5	0- 5	20.22	20.22	1.63,1.63
10	836.3	776.3	742.6	737.6	755.3	801.0	844.4	852.5	5- 10	58.31	78.53	6.32,6.32
15	782.5	701.0	654.7	645.7	668.7	734.6	797.2	807.8	10- 15	89.90	168.4	13.5,13.5
20	700.7	612.8	562.3	550.5	574.5	650.8	723.1	733.3	15- 20	112.0	280.4	22.6,22.6
25	608.8	523.3	473.0	458.4	479.6	556.2	629.7	640.6	20- 25	123.8	404.2	32.5,32.5
30	515.1	437.5	392.3	380.6	400.4	467.2	531.2	541.5	25- 30	126.5	530.7	42.7,42.7
35	431.2	360.7	319.7	309.3	327.0	384.7	440.5	451.2	30- 35	122.3	653.0	52.5,52.5
40	355.8	294.9	259.7	251.2	267.1	317.2	365.3	374.1	35- 40	114.3	767.3	61.7,61.7
45	291.7	238.8	208.1	200.9	214.4	256.4	297.1	305.4	40- 45	103.5	870.8	70,70
50	235.3	190.3	164.2	157.7	169.1	205.0	239.9	247.1	45- 50	90.95	961.8	77.4,77.4
55	186.2	149.6	128.1	122.3	131.0	160.2	188.8	195.1	50- 55	77.49	1039	83.6,83.6
60	145.3	115.4	97.86	93.14	100.0	122.7	145.3	151.0	55- 60	63.93	1103	88.7,88.7
65	112.3	86.46	71.11	66.69	72.33	91.88	111.5	116.7	60- 65	51.30	1155	92.9,92.9
70	83.81	59.62	45.10	40.46	45.33	63.95	82.75	87.84	65- 70	38.97	1193	96,96
75	57.19	35.93	22.64	16.96	20.22	38.47	57.11	61.76	70- 75	26.48	1220	98.1,98.1
80	27.76	15.19	7.398	3.904	6.285	19.83	32.92	34.32	75- 80	14.94	1235	99.3,99.3
85	11.33	4.288	0.0580	0	0.1346	7.415	14.34	14.99	80- 85	6.425	1241	99.8,99.8
90	2.150	0.8524	0.0773	0	0.1091	1.386	2.608	2.749	85- 90	2.020	1243	100,100
95									90- 95			
100									95-100			
105									100-105			
110									105-110			
115									110-115			
120									115-120			
125									120-125			
130									125-130			
135									130-135			
140									135-140			
145									140-145			
150									145-150			
155									150-155			
160									155-160			
165									160-165			
170									165-170			
175									170-175			
180									175-180			
DEG	LUMINOUS INTENSITY:cd									UNIT:lm		

C Range: 0 - 360DEG
 C Interval: 2.5DEG
 Test Speed: HIGH
 Temperature:25.3DEG
 Operators:will
 Test Date:15 April 2023

g Range: 0 - 90DEG
 g Interval: 0.5DEG
 Test System:EVERFINE GO-2000A_V1 SYSTEM V2.00.416
 Humidity:65.0%
 Test Distance:8.989m [K=1.0000]
 Remarks:

LUMINANCE LIMITATION CURVES

NAME: 5RS049-7	TYPE:	WEIGHT:
SPEC.:	DIM.:	SERIAL No.:
MFR.: EVERFINE	SUR.:	Shielding Angle:



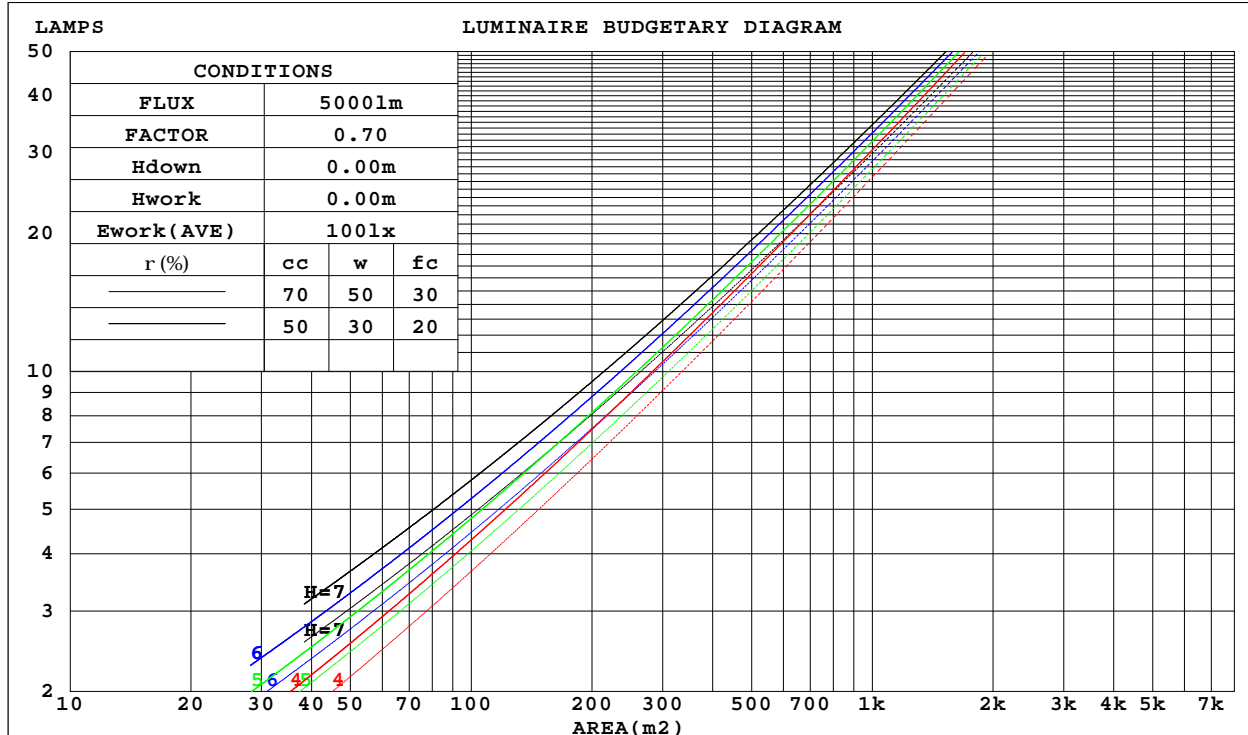
C Range: 0 - 360DEG
C Interval: 2.5DEG
Test Speed: HIGH
Temperature: 25.3DEG
Operators: will
Test Date: 15 April 2023

g Range: 0 - 90DEG
g Interval: 0.5DEG
Test System: EVERFINE GO-2000A_V1 SYSTEM V2.00.416
Humidity: 65.0%
Test Distance: 8.989m [K=1.0000]
Remarks:

CU AND LUMINAIRE BUDGETARY ESTIMATE DIAGRAM

NAME: 5RS049-7	TYPE:	WEIGHT:
SPEC.:	DIM.:	SERIAL No.:
MFR.: EVERFINE	SUR.:	Shielding Angle:

r _{cc}	80%			70%			50%			30%			10%			0
r _w	50%	30%	10%	50%	30%	10%	50%	30%	10%	50%	30%	10%	50%	30%	10%	0
r _{fc}	20%			20%			20%			20%			20%			0
RCR	RCR:Room Cavity Ratio						Coefficients of Utilization(CU)									
0.0	1.19	1.19	1.19	1.16	1.16	1.16	1.11	1.11	1.11	1.06	1.06	1.06	1.02	1.02	1.02	1.00
1.0	1.07	1.04	1.00	1.05	1.02	.99	1.01	.98	.96	.97	.95	.93	.93	.92	.90	.88
2.0	.96	.90	.85	.94	.89	.84	.91	.86	.83	.87	.84	.81	.85	.82	.79	.77
3.0	.86	.79	.74	.85	.78	.73	.82	.76	.72	.79	.75	.71	.77	.73	.70	.68
4.0	.78	.71	.65	.77	.70	.64	.74	.68	.64	.72	.67	.63	.70	.66	.62	.60
5.0	.71	.63	.58	.70	.63	.57	.68	.62	.57	.66	.61	.56	.64	.60	.56	.54
6.0	.65	.57	.52	.64	.57	.51	.63	.56	.51	.61	.55	.51	.59	.54	.50	.48
7.0	.60	.52	.47	.59	.52	.47	.58	.51	.46	.56	.50	.46	.55	.50	.46	.44
8.0	.55	.48	.43	.55	.48	.43	.54	.47	.42	.52	.46	.42	.51	.46	.42	.40
9.0	.52	.44	.39	.51	.44	.39	.50	.43	.39	.49	.43	.39	.48	.43	.39	.37
10.0	.48	.41	.36	.48	.41	.36	.47	.40	.36	.46	.40	.36	.45	.40	.36	.34



C Range: 0 - 360DEG
C Interval: 2.5DEG
Test Speed: HIGH
Temperature: 25.3DEG
Operators: will
Test Date: 15 April 2023

g Range: 0 - 90DEG
g Interval: 0.5DEG
Test System: EVERFINE GO-2000A_V1 SYSTEM V2.00.416
Humidity: 65.0%
Test Distance: 8.989m [K=1.0000]
Remarks:

WEC AND CCEC

NAME: 5RS049-7	TYPE:	WEIGHT:
SPEC.:	DIM.:	SERIAL No.:
MFR.: EVERFINE	SUR.:	Shielding Angle:

rcc	80%			70%			50%			30%			10%			0
rw	50%	30%	10%	50%	30%	10%	50%	30%	10%	50%	30%	10%	50%	30%	10%	0
rfc	20%			20%			20%			20%			20%			0
RCR	RCR:Room Cavity Ratio Wall Exitance Coefficients(WEC)															
0.0																
1.0	.250	.142	.045	.243	.139	.044	.230	.132	.042	.218	.126	.040	.207	.120	.039	
2.0	.240	.132	.040	.234	.129	.040	.223	.124	.038	.212	.119	.037	.203	.115	.036	
3.0	.226	.120	.036	.221	.118	.036	.211	.114	.035	.202	.111	.034	.193	.107	.033	
4.0	.212	.110	.032	.207	.108	.032	.198	.105	.031	.190	.102	.031	.183	.099	.030	
5.0	.198	.101	.029	.194	.100	.029	.186	.097	.029	.179	.095	.028	.173	.092	.028	
6.0	.186	.093	.027	.182	.092	.026	.175	.090	.026	.169	.088	.026	.163	.086	.025	
7.0	.175	.086	.024	.171	.085	.024	.165	.084	.024	.160	.082	.024	.154	.080	.024	
8.0	.164	.080	.023	.162	.080	.022	.156	.078	.022	.151	.077	.022	.146	.075	.022	
9.0	.155	.075	.021	.153	.074	.021	.148	.073	.021	.143	.072	.021	.139	.071	.020	
10.0	.147	.070	.020	.145	.070	.019	.140	.069	.019	.136	.068	.019	.132	.067	.019	

rcc	80%			70%			50%			30%			10%			0
rw	50%	30%	10%	50%	30%	10%	50%	30%	10%	50%	30%	10%	50%	30%	10%	0
rfc	20%			20%			20%			20%			20%			0
RCR	RCR:Room Cavity Ratio			Ceiling Cavity Exitance Coefficients(CCEC)												
0.0	.190	.190	.190	.163	.163	.163	.111	.111	.111	.064	.064	.064	.020	.020	.020	
1.0	.176	.157	.139	.151	.134	.120	.103	.093	.083	.059	.054	.048	.019	.017	.016	
2.0	.165	.132	.104	.142	.114	.090	.097	.079	.063	.056	.046	.037	.018	.015	.012	
3.0	.156	.114	.081	.134	.098	.070	.092	.068	.049	.053	.040	.029	.017	.013	.009	
4.0	.148	.100	.064	.127	.087	.056	.087	.060	.039	.050	.035	.023	.016	.012	.008	
5.0	.140	.089	.052	.120	.077	.045	.083	.054	.032	.048	.032	.019	.015	.010	.006	
6.0	.133	.081	.043	.114	.070	.038	.079	.049	.027	.046	.029	.016	.015	.009	.005	
7.0	.126	.073	.037	.109	.064	.032	.075	.045	.023	.044	.026	.013	.014	.009	.004	
8.0	.120	.068	.031	.103	.059	.027	.072	.041	.019	.042	.024	.012	.013	.008	.004	
9.0	.115	.063	.027	.099	.054	.024	.068	.038	.017	.040	.023	.010	.013	.007	.003	
10.0	.109	.058	.024	.094	.051	.021	.065	.036	.015	.038	.021	.009	.012	.007	.003	

C Range: 0 - 360DEG
C Interval: 2.5DEG
Test Speed: HIGH
Temperature:25.3DEG
Operators:will
Test Date:15 April 2023

g Range: 0 - 90DEG
g Interval: 0.5DEG
Test System:EVERFINE GO-2000A_V1 SYSTEM V2.00.416
Humidity:65.0%
Test Distance:8.989m [K=1.0000]
Remarks:

UGR(Unified Glare Rating) Table

NAME: 5RS049—7					TYPE:		WEIGHT:				
SPEC.:					DIM.:		SERIAL No.:				
MFR.: EVERFINE					SUR.:		Shielding Angle:				
ceiling/cavity	0.7	0.7	0.5	0.5	0.3	0.7	0.7	0.5	0.5	0.3	
walls	0.5	0.3	0.5	0.3	0.3	0.5	0.3	0.5	0.3	0.3	
working plane	0.2	0.2	0.2	0.2	0.2	0.2	0.2	0.2	0.2	0.2	
Room dimensions		Viewed crosswise					Viewed endwise				
x = 2H y = 2H	2H	28.4	29.7	28.6	29.8	30.0	26.9	28.2	27.1	28.3	28.5
	3H	29.5	30.7	29.8	30.9	31.1	27.6	28.8	27.9	29.0	29.2
	4H	29.9	31.1	30.2	31.3	31.5	27.7	28.9	28.0	29.1	29.3
	6H	30.2	31.2	30.5	31.5	31.8	27.7	28.8	28.0	29.0	29.3
	8H	30.2	31.3	30.6	31.5	31.8	27.7	28.7	28.0	29.0	29.2
	12H	30.2	31.2	30.6	31.5	31.8	27.6	28.6	28.0	28.9	29.2
4H	2H	28.6	29.7	28.9	30.0	30.2	27.4	28.5	27.7	28.7	29.0
	3H	29.9	30.9	30.2	31.2	31.4	28.2	29.2	28.6	29.5	29.8
	4H	30.4	31.3	30.8	31.6	32.0	28.5	29.4	28.8	29.7	30.0
	6H	30.8	31.6	31.1	31.9	32.3	28.5	29.3	28.9	29.6	30.0
	8H	30.8	31.6	31.3	31.9	32.3	28.5	29.2	28.9	29.6	29.9
	12H	30.9	31.6	31.3	31.9	32.3	28.4	29.1	28.8	29.5	29.9
8H	4H	30.5	31.2	30.9	31.6	31.9	28.6	29.4	29.0	29.7	30.1
	6H	30.8	31.5	31.3	31.9	32.3	28.7	29.3	29.1	29.7	30.1
	8H	31.0	31.5	31.4	31.9	32.4	28.7	29.2	29.1	29.6	30.1
	12H	31.1	31.5	31.5	32.0	32.4	28.6	29.1	29.1	29.6	30.0
12H	4H	30.4	31.1	30.8	31.5	31.9	28.6	29.3	29.0	29.7	30.1
	6H	30.8	31.4	31.3	31.8	32.2	28.7	29.2	29.2	29.7	30.1
	8H	31.0	31.4	31.4	31.9	32.3	28.7	29.2	29.2	29.6	30.1
Variations with the observer position at spacings:											
S = 1.0H	+ 0.3 / - 0.3					+ 0.5 / - 0.6					
1.5H	+ 0.2 / - 0.4					+ 0.2 / - 0.5					
2.0H	+ 0.8 / - 0.7					+ 0.6 / - 0.9					

CIE Pub.117, 1243 lm Total Lamp Luminous Flux Corrected (8log(F/F0) = 0.8)
Area: 0.002826 m2

C Range: 0 - 360DEG
C Interval: 2.5DEG
Test Speed: HIGH
Temperature:25.3DEG
Operators:will
Test Date:15 April 2023

g Range: 0 - 90DEG
g Interval: 0.5DEG
Test System:EVERFINE GO-2000A_V1 SYSTEM V2.00.416
Humidity:65.0%
Test Distance:8.989m [K=1.0000]
Remarks:

UTILIZATION FACTORS TABLE

NAME: 5RS049—7	TYPE:	WEIGHT:
SPEC.:	DIM.:	SERIAL No.:
MFR.: EVERFINE	SUR.:	Shielding Angle:

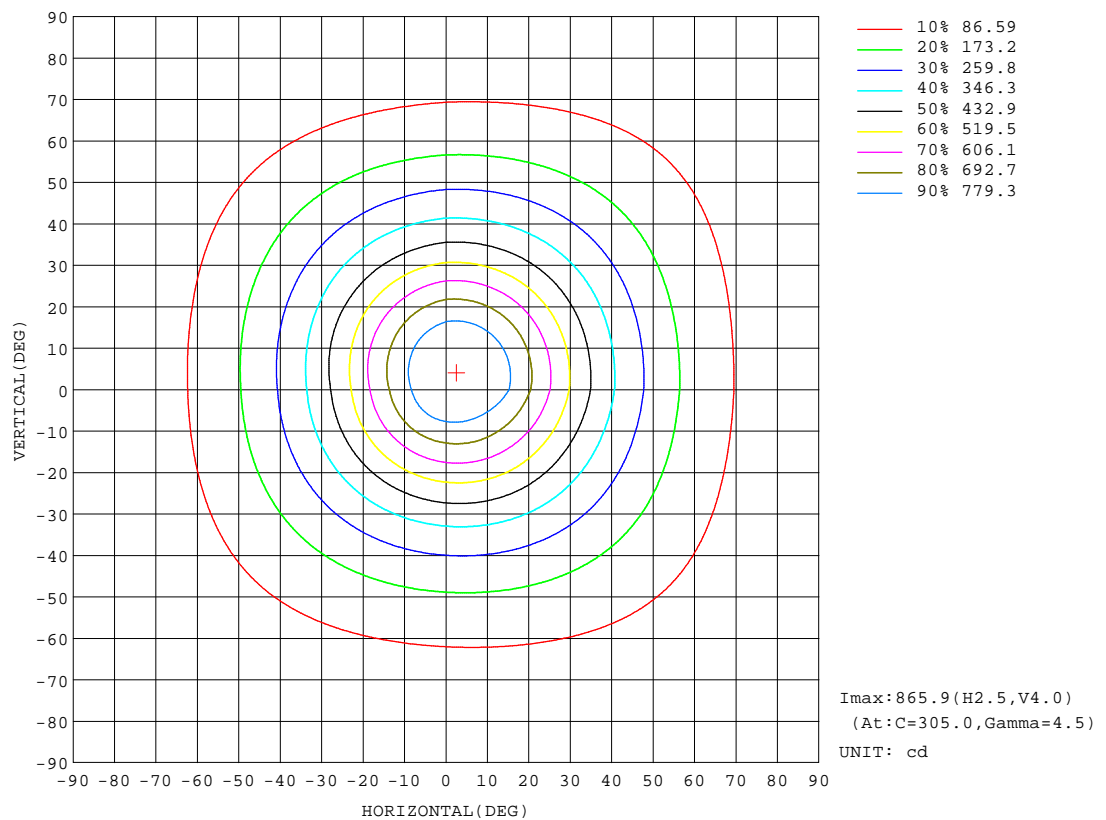
REFLECTANCE										
Ceiling	0.8	0.8	0.8	0.7	0.7	0.7	0.5	0.5	0.5	0
Walls	0.7	0.5	0.3	0.7	0.5	0.3	0.7	0.5	0.3	0
Working plane	0.2	0.2	0.2	0.2	0.2	0.2	0.2	0.2	0.2	0
ROOM INDEX	UTILIZATION FACTORS(PERCENT) $k(RI) \times RCR = 5$									
$k = 0.60$	68	58	52	67	58	52	66	57	52	46
0.80	77	68	62	76	67	61	75	66	61	55
1.00	85	76	70	84	75	69	82	76	69	63
1.25	91	82	77	90	82	76	87	80	75	69
1.50	95	87	82	94	86	81	91	85	80	74
2.00	100	94	89	99	93	88	96	90	86	80
2.50	104	97	93	102	96	92	98	93	90	82
3.00	106	101	96	104	99	95	100	96	93	86
4.00	109	105	101	107	103	100	103	100	97	89
5.00	111	107	104	109	106	103	105	102	100	91
ROOM INDEX	UF(total)									Direct
According to DIN EN 13032-2 2004			Suspended					SHRNOM = 1.25		

C Range: 0 - 360DEG
C Interval: 2.5DEG
Test Speed: HIGH
Temperature:25.3DEG
Operators:will
Test Date:15 April 2023

g Range: 0 - 90DEG
g Interval: 0.5DEG
Test System:EVERFINE GO-2000A_V1 SYSTEM V2.00.416
Humidity:65.0%
Test Distance:8.989m [K=1.0000]
Remarks:

ISOCANDELA DIAGRAM

NAME: 5RS049-7	TYPE:	WEIGHT:
SPEC.:	DIM.:	SERIAL No.:
MFR.: EVERFINE	SUR.:	Shielding Angle:



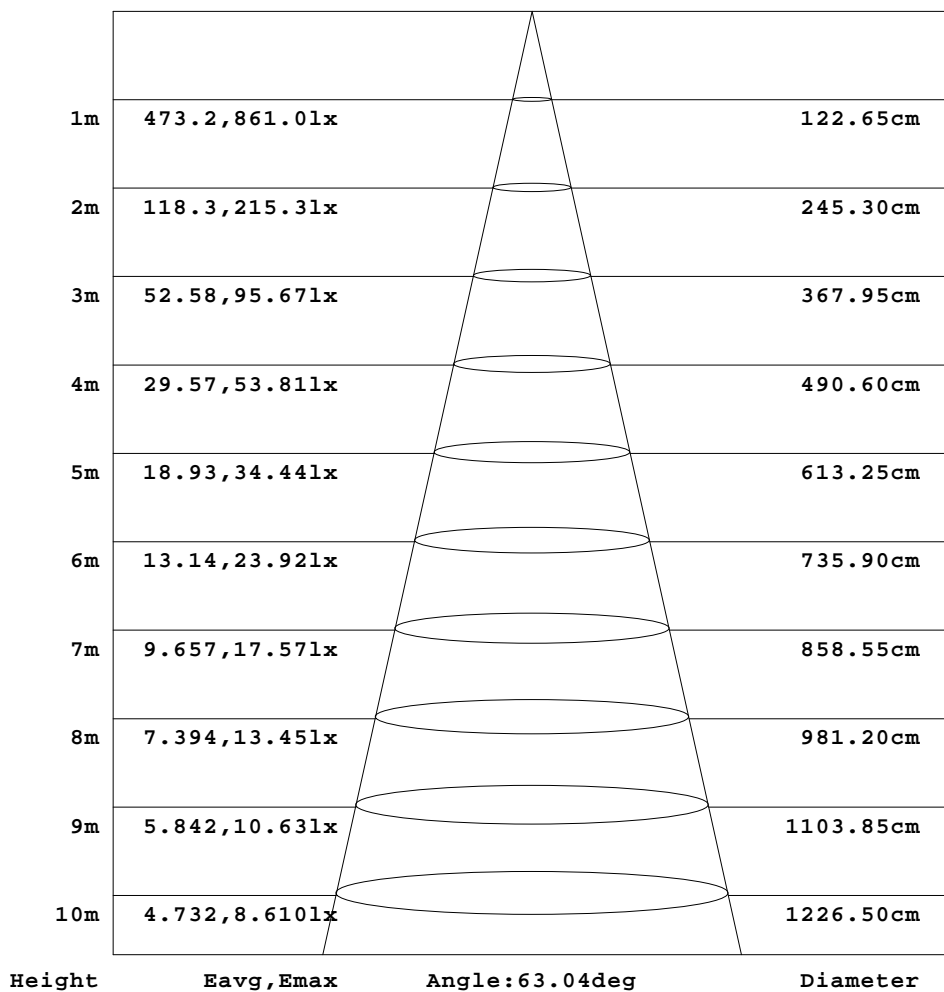
C Range: 0 - 360DEG
C Interval: 2.5DEG
Test Speed: HIGH
Temperature: 25.3DEG
Operators: will
Test Date: 15 April 2023

Range: 0 - 90DEG
Interval: 0.5DEG
Test System: EVERFINE GO-2000A_V1 SYSTEM V2.00.416
Humidity: 65.0%
Test Distance: 8.989m [K=1.0000]
Remarks:

AAI Figure

NAME: 5RS049-7	TYPE:	WEIGHT:
SPEC.:	DIM.:	SERIAL No.:
MFR.: EVERFINE	SUR.:	Shielding Angle:

Flux out:580.5 lm



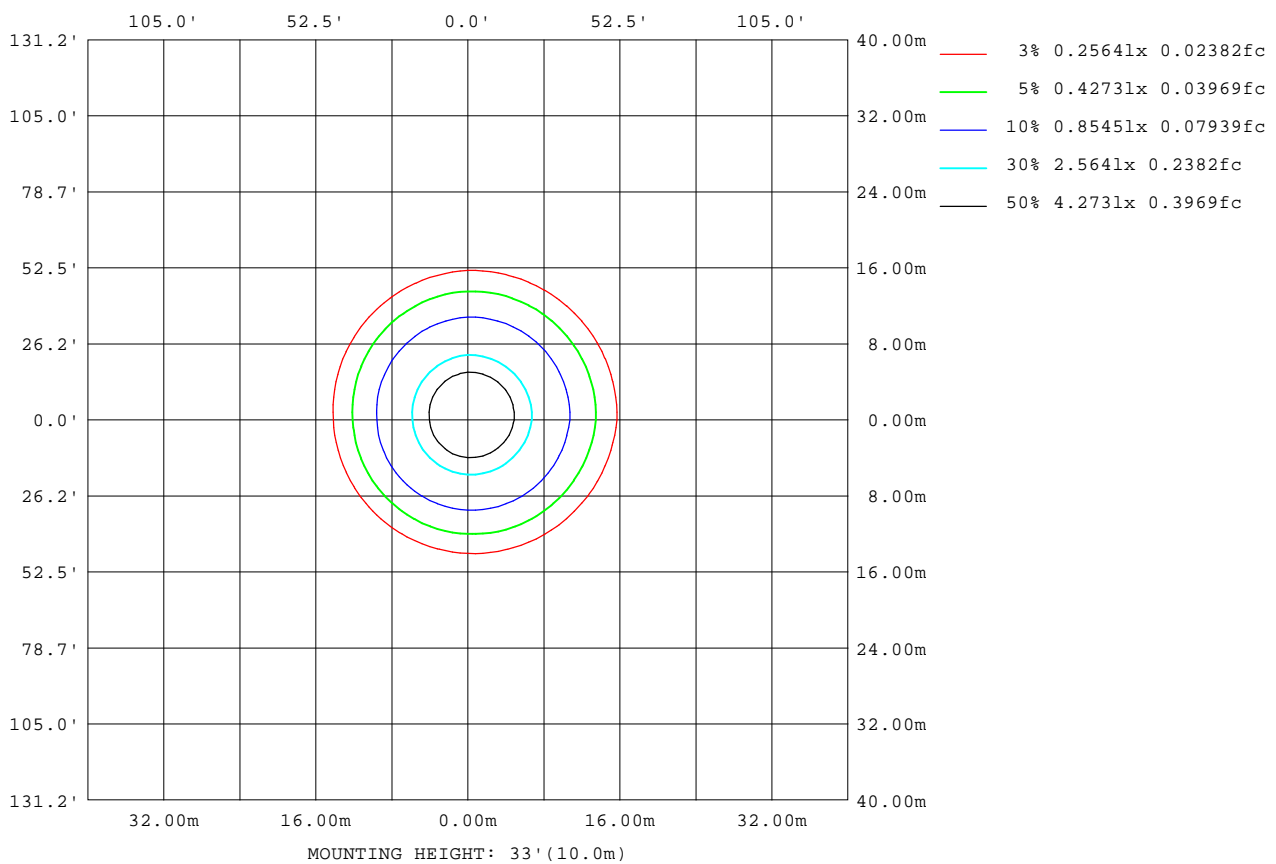
Note:The Curves indicate the illuminated area and the average illumination when the luminaire is at different distance.

C Range: 0 - 360DEG
C Interval: 2.5DEG
Test Speed: HIGH
Temperature:25.3DEG
Operators:will
Test Date:15 April 2023

g Range: 0 - 90DEG
g Interval: 0.5DEG
Test System:EVERFINE GO-2000A_V1 SYSTEM V2.00.416
Humidity:65.0%
Test Distance:8.989m [K=1.0000]
Remarks:

ISOLUX DIAGRAM

NAME: 5RS049-7	TYPE:	WEIGHT:
SPEC.:	DIM.:	SERIAL No.:
MFR.: EVERFINE	SUR.:	Shielding Angle:



C Range: 0 - 360DEG
C Interval: 2.5DEG
Test Speed: HIGH
Temperature: 25.3DEG
Operators: will
Test Date: 15 April 2023

g Range: 0 - 90DEG
g Interval: 0.5DEG
Test System: EVERFINE GO-2000A_V1 SYSTEM V2.00.416
Humidity: 65.0%
Test Distance: 8.989m [K=1.0000]
Remarks:

LED Avg.L Report

NAME: 5RS049-7	TYPE:	WEIGHT:
SPEC.:	DIM.:	SERIAL No.:
MFR.: EVERFINE	SUR.:	Shielding Angle:

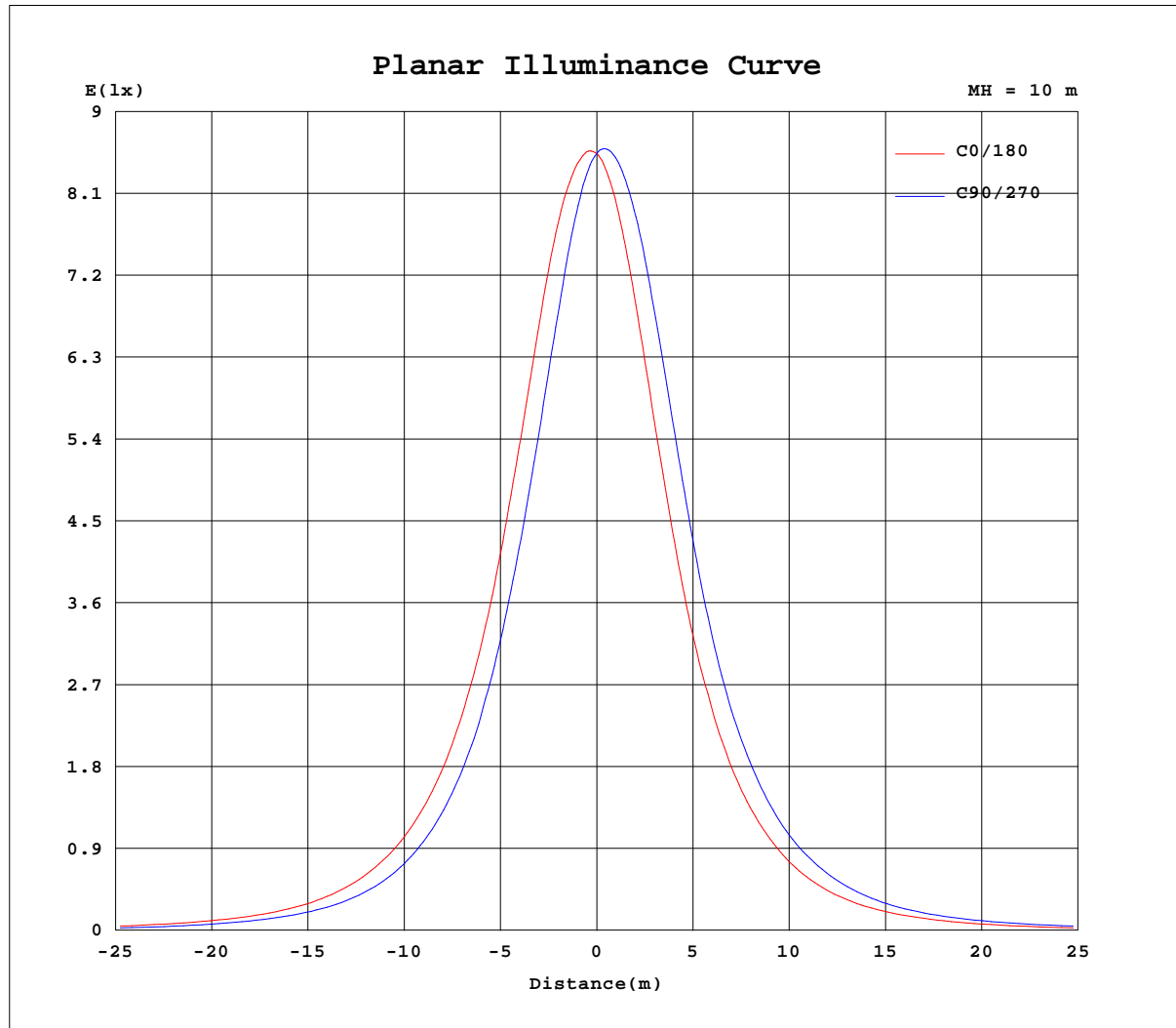
AvgL	cd/m2
L_0~180(65)av	77315
L_0~180(75)av	52915
L_0~180(85)av	23280
L_90~270(65)av	76434
L_90~270(75)av	54517
L_90~270(85)av	29231
L_45(65)av	75720
L_45(75)av	52339
L_45(85)av	27095

Standard: GB/T 29293-2012

C Range: 0 - 360DEG
C Interval: 2.5DEG
Test Speed: HIGH
Temperature: 25.3DEG
Operators: will
Test Date: 15 April 2023

g Range: 0 - 90DEG
g Interval: 0.5DEG
Test System: EVERFINE GO-2000A_V1 SYSTEM V2.00.416
Humidity: 65.0%
Test Distance: 8.989m [K=1.0000]
Remarks:

Planar Illuminance Curve



C Range: 0 - 360DEG
C Interval: 2.5DEG
Test Speed: HIGH
Temperature: 25.3DEG
Operators: will
Test Date: 15 April 2023

g Range: 0 - 90DEG
g Interval: 0.5DEG
Test System: EVERFINE GO-2000A_V1 SYSTEM V2.00.416
Humidity: 65.0%
Test Distance: 8.989m [K=1.0000]
Remarks:

PDF 文件使用 "pdfFactory Pro" 试用版本创建 www.fineprint.cn

